



FALL
PREVIEW
EDITORS
PICK THE
STYLES



celebrity hairstyles®
no. 49

fall 2011

short hair

FRESH LOOKS,
HOT TRENDS!

25
Cute
New
Styles

AM to
PM
STYLE
TRICKS...
LIKE
THAT!
see page 74



Rx FOR PROBLEM HAIR

- thicken fine hair
- add shine & body
- define curls

katy
perry
rocks
a wavy
bob

349
NEW STYLES

See What Will Work For You



Display until September 5, 2011

See what layers can do for you, courtesy of Heather O'Malley, Master Stylist at Salon Vanity by Edmondo Blando in Philadelphia, PA.

Pixie Chic

LAYER TYPE: Short & Even

WHAT IT DOES: This feminine pixie's even layers soften its edges, which contrast perfectly with dark, arched eyebrows. The slightly messy texture and bold platinum make it even more striking.

STYLE IT: Work in a light leave-in conditioner and blow-dry with your hands. Finish with a dab of styling paste to piece out the layers.

HAIR BY JEAN LOUIS DAVID FROM WINTER '09-'10 COLLECTION. © JEAN LOUIS DAVID 2010.

Mane Frame

LAYER TYPE: Face-Framing

WHAT IT DOES: Defined by its bangs and soft, wispy layers, O'Malley says this look is "fresh and modern." Make sure you trust your stylist, though, because it requires precision cutting. Also, if you don't have smooth locks and petite facial features, it should be avoided.

STYLE IT: Apply root lift at the crown and a touch of Moroccan oil on the ends. Use a small round brush as you blow-dry, then iron the ends flat.

HAIR BY JEAN LOUIS DAVID FROM SUMMER '10 COLLECTION. © JEAN LOUIS DAVID 2010.

Layers

GET THE LOOK

Edgy Does It

LAYER TYPE: All-Over

WHAT IT DOES: "The extreme cut and color certainly send a message!" says O'Malley. The jaw-length look is layered throughout, especially in the heavy bangs. Here, color blocking works with the layers to draw attention to dark, smoky eyes.



STYLE IT: Add styling cream and blow-dry using your hands. A flat iron can be used to flip up ends. HAIR BY INTERCOIFFURE FRANCE.

Retro Winner

LAYER TYPE: Graduated

WHAT IT DOES: Thanks to textured layers and a subtle touch of asymmetry, this bob becomes "a light, romantic look with a casual, flapper girl appeal." It's great if you have natural curls or if you just want a retro style that doesn't look costume-y.

STYLE IT: Scrunch in some curl cream, then diffuse-dry. Next, touch up a few twists with a curling iron, pulling them out as they cool. HAIR BY SERGIO BOSSI, PARIS. MAKEUP BY MANIACHA. PHOTO BY ALAIN BOGQUET. STYLED BY NADO AL TABBAL.



Angle Play

LAYER TYPE: Geometric

WHAT IT DOES: This graduated, asymmetrical bob is designed to get attention! O'Malley says, "The back is full, but the eye is instantly drawn to the long, angled bang, which falls beautifully along the jaw." But you can't pull it off if you don't have straight locks.

STYLE IT: Apply a smoothing serum and volumizer, then blow-out with a small round brush. Finish up with a flat iron and shine

SPRAY. HAIR BY LOOXSALON.COM, DFW, TX. MAKEUP BY BETTY MEKONEN. PHOTO BY TOM CARSON. PRODUCTION: GLOBAL HAIR & FASHION GROUP.

Chop Chop

LAYER TYPE: Choppy

WHAT IT DOES: A lot of elements combine to create a cohesive cut. There are two kinds of layers—choppy on top and thin, piece-y ones at the bottom. Bold bangs sweep over the forehead and blend in seamlessly with the rest.

STYLE IT: After you apply leave-in conditioner, blow-out smooth. Finish by touching up with a flat iron.

HAIR BY TRAVIS SCHEUER, CUTTING LOOSE SALON & SPA, SARASOTA, FL. PHOTO BY TOM CARSON.

Feminine Approach

LAYER TYPE: Long & Light

WHAT IT DOES: The curly, face-framing bang is key to this shoulder-skimming bob's success. "Its angles seem to blend and soften the layers." Meanwhile, up-front layers keep the style looking full and flirty, but not overwhelming.

STYLE IT: Mist with volume spray before blow-drying with a small round brush. To finish, touch up with a curling iron.



HAIR BY CEBADO, BARCELONA

Forward Focus

LAYER TYPE: Carved

WHAT IT DOES: "This is a very styled look; no one would wear her hair this way every day," says the pro. "The layers have been cut with a technique that makes hair look as if it's been sliced or carved." A deep gold base with thin highlights also enhances movement.

STYLE IT: Add a light blow-dry lotion, then blow-out straight. After flat-ironing, use a light paste for definition. HAIR BY MARIAM ENEGO & FRANK APOSTOPOULOS, BIBA AUSTRALIA FOR L'OREAL PROFESSIONNEL



Flip For It

LAYER TYPE: Long & Angled

WHAT IT DOES: These layers are ideal if you want to accentuate an oval-shaped face. "The eye is drawn to the jaw line because the face is framed by shorter, sweeping bangs and the longer layer that falls under the chin."

STYLE IT: Add MoroccanOil Light Treatment, then blow-dry with a round brush. Back-brush lightly for more volume at the crown. Turn the brush several times to flip out ends. HAIR BY INTERMEDE FROM SUMMER 2011 COLLECTION. ©SAF - INTERMEDE 2011.

Mix it Up

LAYER TYPE: Contrast-y

WHAT IT DOES: This look is all about the contrast between blunt edges and rounded layers, which can be hard for some stylists to achieve. The light blonde shade with darker roots is essential because it accentuates both curls and cut. "If the hair was darker, it would look like a hat."

STYLE IT: Recreating this look is easy—just work some mousse into damp hair and diffuse-dry. HAIR BY COIFF & CO. FROM SUMMER 2010 COLLECTION. © COIFFANCO - SAF 2010.





Face First

LAYER TYPE: Face-Framing

WHAT IT DOES: "Short to medium-length layers complement the face by drawing the eye to it," O'Malley says. That splash of red in front livens up the ink-black base and lightens the look as a whole.

"Without it, hair would be too heavy and framing angles wouldn't pop."

STYLE IT: Spray on root lift and blow-dry upside-down using your hands. Flat-iron the ends to finish. **HAIR & MAKEUP BY:** JEAN CLAUDE BIGNINE, PARIS

< Slice of Life

LAYER TYPE: Sliced

WHAT IT DOES: "This pixie is perfect because the layers retain soft edges, even though they're sliced throughout," says the stylist, who adds that straight or wavy hair is ideal for the look. Bright blonde that reflects the light puts even more emphasis on the layers.

STYLE IT: Work in a light styling crème, then blow-dry with your hands.

HAIR & COLOR BY: WENDY GARDNER, L. SALON & COLOR GROUP, SAN MATEO, CA. **MAKEUP BY:** BETTY MERONEN. **PHOTO BY:** TOM CARSON. **PRODUCTION:** GLOBAL HAIR & FASHION GROUP.